



Roseneath School

A vibrant, inclusive school where children love to learn

Home Learning Spelling Booklet 8

Name: _____

Date Received: _____

Date Completed: _____

Booklet 8: Commonly Misspelt Words

Welcome to your Home Learning Spelling Challenge!

Learning how to spell is an important skill that helps you to write your ideas faster, share your ideas more clearly, and helps others read your writing more easily!

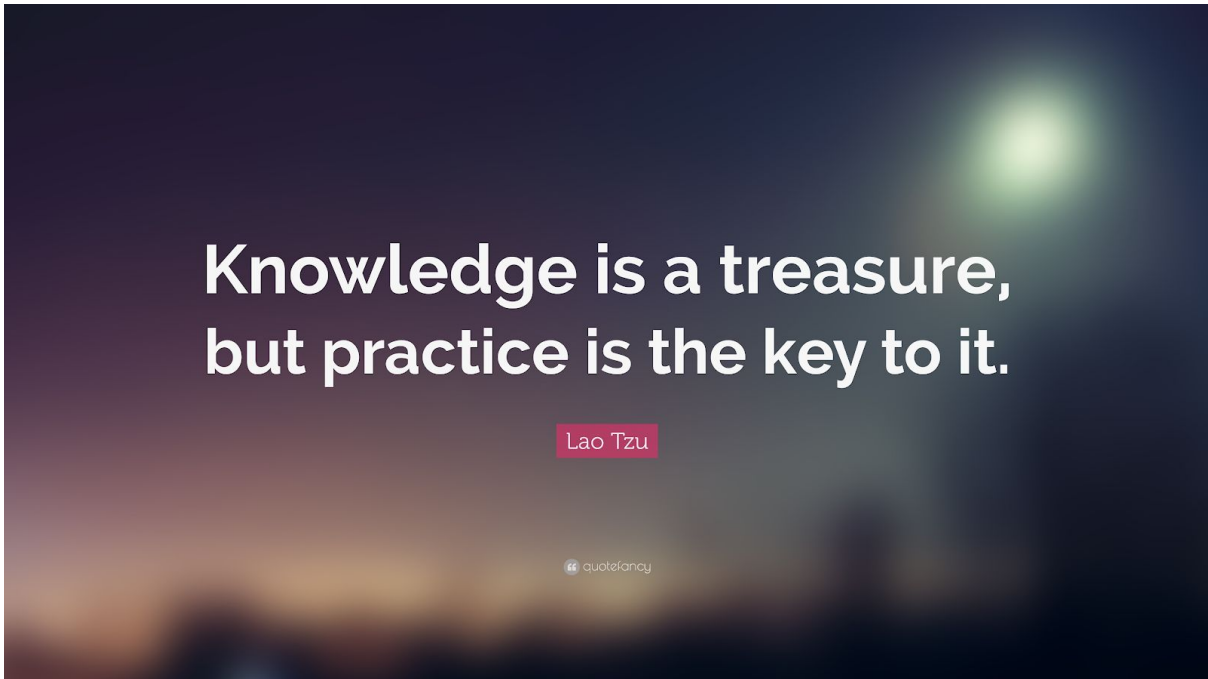
There are lots of words that you use more often in your writing, and these are the ones we want you to be able to spell “off by heart” (straight away without sounding it out).

These Essential Spelling Lists are grouped based on how often we use them in our writing- so in a list you might see some easier and some harder words all mixed together. You might know some of the words in the list already, and some you might *almost* know. We have given you the list that best fits where you are up to with spelling.

Learning to spell these words is important and useful, and it is also helpful to learn HOW to learn things off by heart. We have given you some ideas of how you might practise and learn these words. Find the ways that work best for you. Be creative and design your own ways to learn words, and tell us your ideas of HOW you learn words.

Once you’ve mastered all of the Essential Spelling List words, we’ve got booklets with more complicated spelling patterns, and words that you won’t come across quite so often. These Super Speller lists include words that lots of adults get stuck on too!

When you think you know all of these words “off by heart”, ask someone in your family to test you. Highlight the ones you know pink. When they are all pink you can show us, and we can celebrate with you, and you can get the next booklet!









Knowledge is a treasure,
but practice is the key to it.

Lao Tzu

quote fancy

Spelling Activities based on Bloom's Taxonomy Six Thinking Levels

Learning Style	Spelling Activities based on Bloom's Taxonomy Six Thinking Levels					
	I KNOW 	I UNDERSTAND 	I APPLY 	I ANALYZE 	I CREATE 	I EVALUATE 
Verbal When I read, speak & write I learn	Handwrite your spelling words in 3 different fonts	Choose 5 spelling words and use each in a different sentence	Create an <u>acrostic poem</u> for one of your spelling words.	Create a word search and swap it with a friend.	Use a dictionary to find the meanings of 6 challenging words.	Write 4 dictation sentences using your spelling words.
Mathematical I am logical and work well with numbers	Write your spelling words in order from least letters to most letters.	Use <u>scrabble tiles</u> to work out the sum of each of your words.	Play spelling dollars to work out the value of your words. Vowels = \$1 2 syllables = \$2 3 syllables+ = \$3	Group your words based on number of letters they have. Then by consonants. Compare	Place your spelling words into groups. Explain how you grouped them.	Put your words onto a scale from easiest to spell - hardest to spell. Why did you order them that way?
Visual/Spatial Art, Geometry and Visual imagery are important to me	Create a crossword from your words.	Select 5 words and draw a picture for each one.	Put your words into <u>Tagxedo</u> or <u>Wordle</u>	Rainbow Words - spell words using different colored markers or crayons for each letter.	Create a cartoon of at least 4 boxes. Write a caption under each image including a list word.	Create an abstract artwork using only your spelling words.
Kinaesthetic I am hands on and enjoy physical activity	Play celebrity heads with a partner. Give them clues to work out the word.	<u>Play Google Spell Up</u>	Ball toss back and forth in pairs spelling each other's words	hop on one foot as you spell words, this is a great exercise in balance.	Write a conversation between two people using ten of your spelling words.	Choose any activity from the grid and complete it. Explain why it helped you.
Musical Music and rhythm make sense to me	Record yourself singing your words	Clap out and record the syllables in each of your spelling words.	Create a tongue twister using your words.	Rap your words - 5 to the P to the E to the Double L, spells SPELLI.	Write a song using your spelling words.	Create a hand clapping chant with a partner and spelling words. Show the teacher.
Interpersonal I work well in groups	As a group organize your words into categories	Mystery Letters - in pairs write words with missing letters. Child must figure out which letters are missing.	Choose 5 words and explain to a partner why you chose them.	Partner spell: Take it in turns to spell each other's word letter by letter.	Create a new group spelling activity to help others learn their words.	Write a spelling word and then write at least two words made from the same letters. Example: slide side lie lid led etc
Intrapersonal I work well on my own	List the words that you find hard and easy and why?	Complete a <u>look, say, cover, write, check</u> for homework.	Choose 5 words that you have trouble with. Write them out 5 times each.	Create a <u>word ladder</u> using all of your spelling words.	Organise your words in reverse alphabetical order. Z - A	Use your spelling words to write a story. Underline your words in red.

List 8: Commonly Misspelt Words

allowed	awhile	believe	breakfast	brought
cannon	can't	caught	centre	
chocolate	clothes	couldn't	didn't	different
disappeared	doesn't	dollars	don't	
everybody	everyday	everywhere	excited	
favourite	field	friends	front	grabbed
having	holidays	hopped	hospital	instead
lightning	luckily	nearly	police	present
probably	programme	quiet	scared	second
someone	stopped	straight	they're	threw
tomorrow	video	wasn't	watch	we're
weren't	whole	won't	you're	